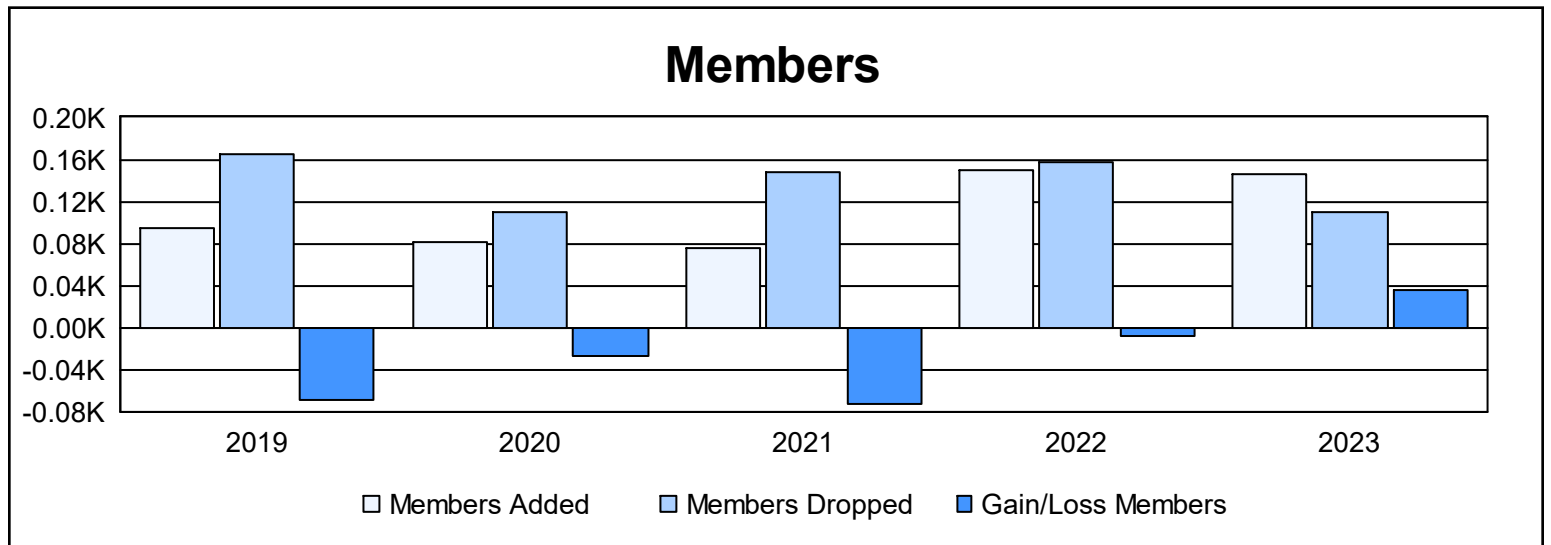
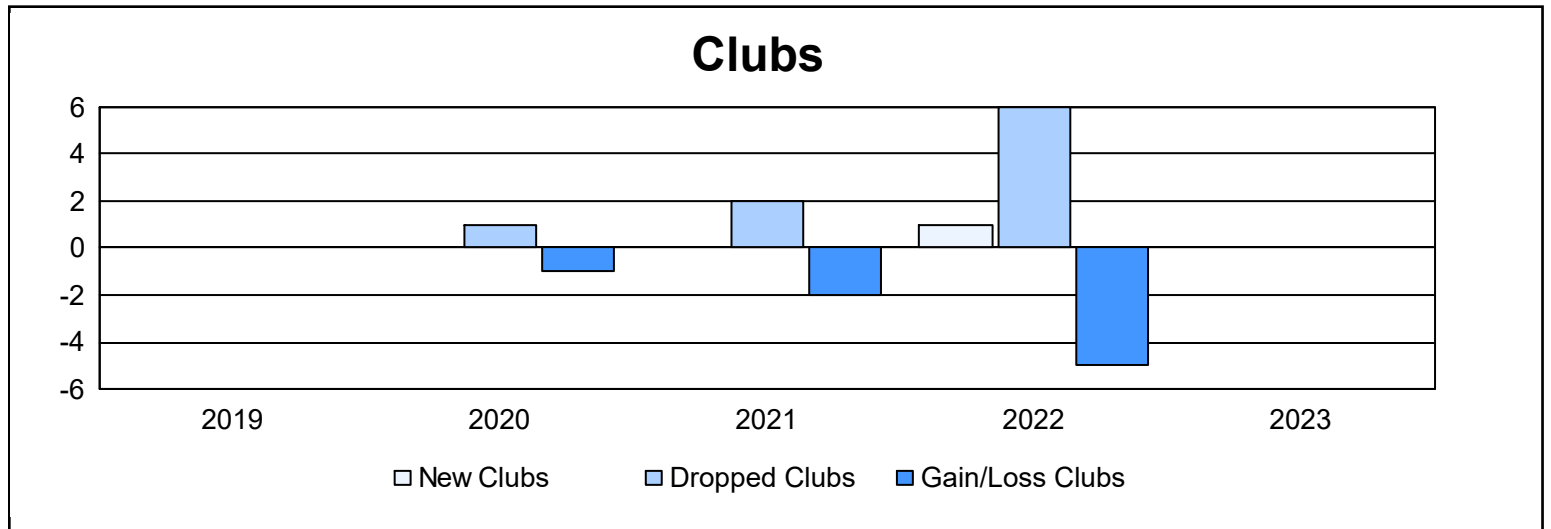
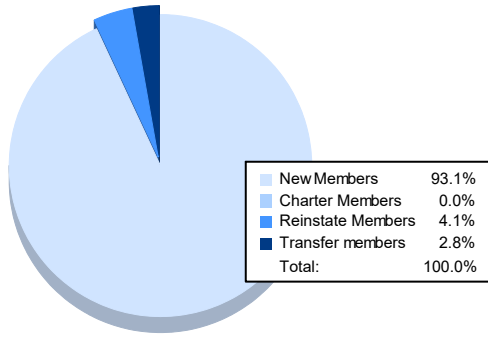


| Year           | New Clubs | Dropped Clubs | Gain/ Loss Clubs | New Members | Charter Members | Reinstate Members | Transfer Members | Total Member Added | Total Members Dropped | Gain/ Loss Members |
|----------------|-----------|---------------|------------------|-------------|-----------------|-------------------|------------------|--------------------|-----------------------|--------------------|
| 2018-2019      | 0         | 0             | 0                | 80          | 1               | 14                | 0                | 95                 | 164                   | -69                |
| 2019-2020      | 0         | 1             | -1               | 75          | 0               | 5                 | 2                | 82                 | 110                   | -28                |
| 2020-2021      | 0         | 2             | -2               | 62          | 0               | 11                | 3                | 76                 | 148                   | -72                |
| 2021-2022      | 1         | 6             | -5               | 86          | 40              | 16                | 7                | 149                | 158                   | -9                 |
| 2022-2023      | 0         | 0             | 0                | 135         | 0               | 6                 | 4                | 145                | 109                   | 36                 |
| <b>Average</b> | <b>0</b>  | <b>2</b>      | <b>-2</b>        | <b>88</b>   | <b>8</b>        | <b>10</b>         | <b>3</b>         | <b>109</b>         | <b>138</b>            | <b>-28</b>         |



### Membership Composition June 2023 Cumulative



### Gender Composition June 2023 Cumulative

